

# Recombinant Laccase: A Promising Tool for Industrial Effluent Bioremediation

Pramod Yadav\*<sup>1</sup>, Vishal Chandra<sup>2</sup>, Kumari Arpita<sup>3</sup>, Vikas Raghuvanshi<sup>4</sup>, Amarjeet Yadav<sup>5</sup>, Samim Ali<sup>6</sup>, Vivek Mani Tripathi<sup>7</sup> and Sandeep Prajapati<sup>8</sup>

<sup>1</sup>Institute of Neuropsychology and Neurosciences, Amity University Noida, U.P., 201313, India.

<sup>2</sup>Assistant Professor, School of Life Sciences and Biotechnology, Chhatrapati Shahu Ji Maharaj University Kanpur, Uttar Pradesh, 208024, India.

<sup>3</sup>Research Scholar, School of Life Sciences and Biotechnology, Chhatrapati Shahu Ji Maharaj University Kanpur, Uttar Pradesh, 208024, India.

<sup>4</sup>Madurai Kamaraj University, Madurai, Tamil Nadu, 625021, India.

<sup>5</sup>Sharda School of Agricultural Sciences, Sharda University, Greater Noida, U.P., 201306, India.

<sup>6</sup>Kalpana Chawla Government Medical College Karnal, Haryana, 13200, India.

<sup>7</sup>School of Nanoscience, Central University of Gujarat, Gujarat, 382030, India.

<sup>8</sup>Department of Biotechnology, Ambedkar Institute of Technology for Handicapped Kanpur, U.P., 208024, India.

**Corresponding Author:** Pramod Yadav, Institute of Neuropsychology and Neurosciences, Amity University Noida, U.P., 201313, India.

Received: 📅 2023 Sep 15

Accepted: 📅 2023 Sep 25

Published: 📅 2023 Oct 25

## Abstract

Industrial effluents contain contaminants that pose threats to the environment and human health. Bioremediation is an environmentally friendly, sustainable, and cost-effective approach to degrade or transform pollutants using microbial enzymes. Laccase is a versatile enzyme that oxidizes a wide range of substrates, such as dyes, phenolic compounds, pesticides, and polycyclic aromatic hydrocarbons [PAHs], with the consumption of molecular oxygen. Laccase can also remove heavy metals by forming complexes with organic ligands or reducing them to fewer toxic forms. However, the application of laccase in bioremediation is limited by its low production, stability, and specificity. Recombinant technology has been employed to enhance the expression, activity, and stability of laccase in various bacterial hosts. Immobilization techniques have been developed to improve the reusability and stability of laccase in different environmental conditions. This review summarizes the recent developments in the production optimization of recombinant laccase enzymes and their role in the bioremediation of industrial effluents. It also discusses the challenges of laccase-based biocatalytic systems for environmental cleanup.

**Key Words:** Environmental Pollution; Sustainable Development; Cost-Effectiveness; Enzyme Technology; Recombinant Technology.

## 1. Introduction

Environmental contamination is a serious issue that has to be addressed immediately. Pesticides, heavy metals, and organic pollutants can negatively influence considerable negative influence on ecosystems, wildlife, and human health

[1]. For instance, pesticides can contaminate soil and water sources, leading to the decline of plant and animal populations [2]. Heavy metals can accumulate in the food chain, posing a threat to both wildlife and human consumers [2]. Organic pollutants can disrupt endocrine systems and cause

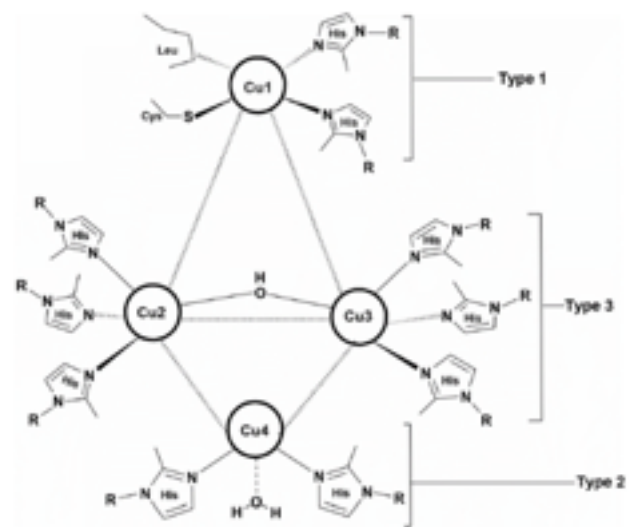
reproductive and developmental problems in both animals and humans [1]. Bioremediation is a promising strategy for cleaning up contaminated areas, which uses microorganisms to break down or convert contaminants into less dangerous compounds. Bioremediation enzymes such as laccase are essential because they catalyze the degradation of contaminants. Since it can break down and change a wide variety of environmental contaminants, laccase is a versatile enzyme [3].

The oxidation of numerous organic and inorganic substances, including phenols, polyphenols, and aromatic amines, is catalyzed by laccases, and copper-containing enzymes. Many different organisms, including bacteria, fungi, and plants, have had their laccases separated [4]. However, nowadays, because of their great stability, a wide range of substrate specificity, and high activity, fungi laccases have been the subject of the majority of studies. Although the fungal laccases have a few drawbacks, such as limited yields and high manufacturing costs which play a key role in the manufacturing of this enzyme. Therefore, as a result, alternate laccase sources are required to be studied for their use in bioremediation [5, 6]

This systematic review is offered a detailed recent development on one of the most promising methods based on the latest technology for producing laccases which are known as “recombinant DNA technology”. Recombinant laccases are feasible for large-scale bioremediation applications since they can be manufactured in significant quantities using bacterial expression methods. Due to its effectiveness in dissolving pollutants such as phenolic compounds, dyes, and aromatic pollutants, the use of a recombinant bacterial enzyme [laccase] in bioremediation has drawn interest [7]. Recombinant laccases also differ from their native counterparts in that they are more stable, active, specific, and have higher expression levels. Therefore, it was an urgent need to get an update on recent development in the field [7].

This review paper focused on the use of a recombinant bacterial enzyme [laccase] in bioremediation and covers the various kinds of bacteria that are utilized for expression, laccase production optimization, and the use of recombinant laccase in the breakdown of various types of contaminants. Future perspectives on this topic, as well as the difficulties and restrictions related to the use of recombinant laccase in bioremediation, are also highlighted. Overall, bioremediation using a recombinant bacterial enzyme [laccase] has tremendous promise for cleaning up contaminated settings, but more study is required to perfect its creation and use in real-world applications.

### 1.1. Selection of bacterial host for optimum production of laccase



**Figure 1:** Structure of laccase

Recombinant laccase has been expressed using a variety of microorganisms. The selection of bacteria is typically based on aspects including handling simplicity, growth rate, genetic alteration, and output yields. *Escherichia coli*, *Pseudomonas putida*, *Bacillus subtilis*, and *Streptomyces lividans* are a few of the frequently employed bacterial hosts for laccase expression [8-10].

### 1.2. *Escherichia coli*

In order to produce recombinant proteins, *Escherichia coli* is one of the most frequently employed bacterial hosts due to its quick growth, well-understood genetics, and simplicity of genetic modification [11, 8]. However, the development of inclusion bodies and low yields of soluble protein have made the expression of active laccases in *E. coli* difficult [12].

### 1.3. *Pseudomonas putida*

For the expression of recombinant laccases, *Pseudomonas putida* is another well-liked host. *P. putida* is a popular candidate for bioremediation applications because of its adaptable metabolism and capacity to use a variety of substrates [9]. It has been demonstrated that *P. putida* laccase expression results in large amounts of active protein [13].

### 1.4. *Bacillus subtilis*

An assortment of enzymes and other proteins are produced by the Gram-positive bacteria *Bacillus subtilis* [14]. It has been established that *B. subtilis* can produce significant amounts of active protein when laccases are expressed. However, optimizing growth conditions and expression sys-

tems is necessary for using *B. subtilis* for laccase synthesis [15]. [20].

### 1.5. *Streptomyces lividans*

The synthesis of heterologous proteins is frequently carried out using the Gram-positive bacterium *Streptomyces lividans*. *S. lividans* is a viable option for bioremediation applications since it can secrete proteins into the extracellular environment and has been found to produce significant quantities of active protein when used for laccase expression [16].

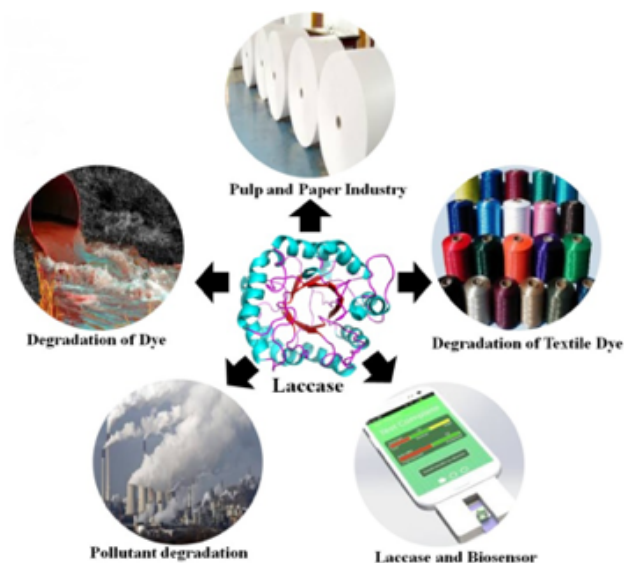
### 1.6. Laccase production optimization:

The selection of the expression host, growing conditions, induction techniques, and purification tactics are only a few of the variables that need to be optimized in order to produce recombinant laccases. To attain high yields of active protein and lower manufacturing costs, these parameters must be optimized. The choice of expression host is one of the main elements that affect laccase production. varied bacteria have varied genetic histories and metabolic processes, which can influence the quantity and quality of protein expression. Therefore, based on the intended production yields and protein quality, the choice of expression host should be carefully assessed [17]. The growth environment, including factors like temperature, pH, and the availability of nutrients, can also have a big impact on laccase production. For instance, *P. putida* and *E. coli* have distinct ideal growth temperatures and pHs for laccase synthesis. The availability of nutrients, such as carbon and nitrogen sources, can be optimized to increase laccase synthesis [13].

Laccase synthesis can also be influenced by induction techniques like the use of inducers or promoters. Based on the expression host and the intended production yields, a detailed assessment of the inducer or promoter choice should be made. For instance, the use of IPTG as an inducer in *E. coli* can cause inclusion bodies to form as well as significant amounts of laccase synthesis [19]. To separate and purify active laccase from the bacterial culture, purification techniques including chromatography and ultrafiltration are required. The unique properties of the laccase and the required level of purity should be taken into consideration when selecting a purification approach [14]. Laccase purification frequently involves the use of chromatography methods including affinity and ion exchange chromatography [19]. In conclusion, careful evaluation of a number of parameters, including the choice of expression host, growth circumstances, induction techniques, and purification procedures, is necessary to optimize laccase production.

### 1.7. Role of recombinant laccase in various types of contaminants breakdown.

Recombinant laccase has shown great potential in the breakdown of various types of contaminants due to its ability to oxidize a wide range of substrates. For the treatment of a variety of contaminants, including dyes, phenolic chemicals, insecticides, and polycyclic aromatic hydrocarbons, laccase-mediated degradation has been researched [PAHs]



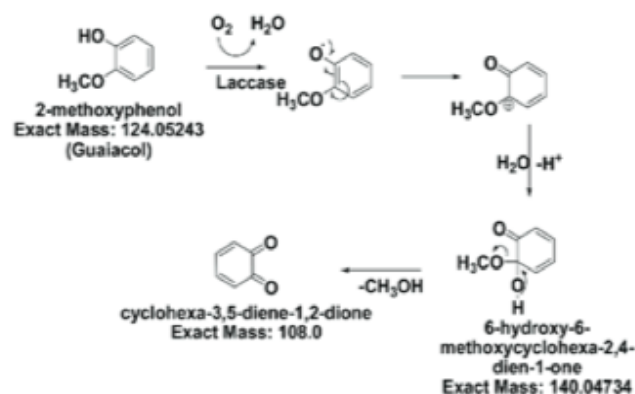
**Figure 2:** Bacterial laccase applications in industrial field; Source; [21].

### 1.8. Dyes:

Recombinant laccase has been thoroughly investigated for the adsorption of azo, anthraquinone, and triphenylmethane dyes, among other dye types. The color molecules are oxidized by laccase, which transforms them into less complex chemicals that microbes can then further break down. An environmentally acceptable alternative to traditional dye degradation techniques that are frequently expensive and result in harmful consequences is laccase-mediated dye degradation [22].

### 1.9. Phenolic Compounds:

Phenolic compounds are typical wastewater contaminants, and it is crucial to prevent environmental harm by degrading them. Recombinant laccase has been demonstrated to efficiently break down a number of phenolic substances, including cresols, chlorophenols, and bisphenol A. Laccase degrades phenolic compounds by oxidizing them and generating reactive oxygen species that cause the chemical bonds to disintegrate [23].



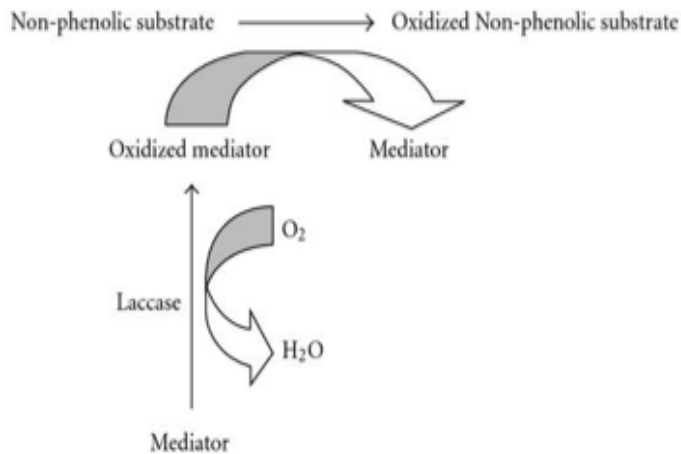
**Figure 3:** Laccase activity on 2-methoxyphenol

### 1.10. Pesticides:

Agricultural pesticides are frequently utilized and can contaminate the land and water. To avoid their buildup in the environment and potential harm to human health, pesticides must be degraded. Recombinant laccase has been demonstrated to efficiently break down a number of pesticides, including atrazine, diazinon, and chlorpyrifos. A promising method for treating contaminated soils and water is a laccase-mediated breakdown of pesticides [22].

### 1.11. PAHs, Or Polycyclic Aromatic Hydrocarbons:

Organic chemicals known as PAHs are a persistent category that has the potential to harm the environment. It has been demonstrated that recombinant laccase can break down a variety of PAHs, including naphthalene, phenanthrene, and pyrene. The PAH molecules are oxidized by laccase, resulting in reactive oxygen species that weaken the chemical bonds and cause disintegration [24].



**Figure 4:** Laccase activity on non-phenolic substrate

Recombinant laccase has also been demonstrated to break down a number of other pollutants, such as lignin, humic acids, and chlorinated compounds, in addition to these contaminants [25]. Environmental applications for laccase-mediated degradation include the bioremediation of polluted soil and water, wastewater treatment, and detoxification of industrial effluents. Recombinant laccase is a promising method for environmental restoration because it can break down a variety of pollutants [20]. To maximize laccase production and create effective and affordable application techniques for laccase-mediated degradation in environmental applications, more study is required.

## 2. Discussion

### 2.1. The use of laccase in cleaning up the contaminated environment

Cleaning up contaminated settings holds great potential when using the recombinant bacterial enzyme laccase. Recombinant laccase's capacity to target complex chemical compounds that are challenging to break down using standard techniques is one of its main benefits [17].

Compared to conventional cleanup techniques, laccase-mediated degradation has a number of advantages [26]. It is a practical strategy that doesn't generate any negative byproducts and is also environmentally beneficial. Furthermore, recombinant technology makes it possible to manufacture laccase in massive numbers, making it a feasible choice for extensive environmental remediation initiatives. Several researches have effectively proven the usage of recombinant laccase. Recombinant laccase, for instance, was utilized to break down phenolic chemicals in contaminated soil, significantly reducing its toxicity [27]. Recombinant laccase's potential for wastewater treatment was demonstrated in a different investigation where it was employed to decolorize a textile dye effluent [28].

The versatility of recombinant laccase, which may function under a variety of circumstances, is another benefit. Laccase is suitable for the cleanup of contaminated soils and water bodies with changing oxygen levels since it can work in both aerobic and anaerobic environments [29, 30]. Additionally, the stability, catalytic efficiency, and substrate specificity of laccase can be altered to increase, making it an even more powerful instrument for environmental cleanup. Protein engineering methods like directed evolution and rational design can be used to accomplish this.

**Table 1: Comparative table laccase-mediated degradation viruses conventional clean-up techniques**

Aspect	Laccase-mediated degradation	Conventional clean-up techniques
By-products	Doesn't generate any negative by-products	May generate negative by-products
Environmental impact	Environmentally beneficial	May have a negative environmental impact
Production	Recombinant technology makes it possible to manufacture laccase in massive numbers	May not be feasible for extensive environmental remediation initiatives
By product contamination	Very low concentration after the processing	Comparatively high concentration after the processing
Practicality	Practical strategy	May not be as practical

### 2.2. Removal of heavy metals using laccase enzymes

One of the main environmental pollutants that seriously endanger both human health and the ecosystem is heavy metal pollution. Precipitation, coagulation, and adsorption are examples of traditional heavy metal removal techniques [31]. These techniques have some drawbacks, such as high cost, poor efficiency, and the production of secondary waste [32, 33]. A viable alternative technique for removing heavy met-

als from contaminated water and soil is bioremediation using laccase enzymes. The heavy metal ions are changed from their soluble and toxic form to their insoluble and non-toxic form during laccase-mediated oxidation [2, 32].

Metal oxide/hydroxide precipitates, which may be easily removed from the environment, are formed in order to carry out this operation. Studies have shown that laccase enzymes are good at removing heavy metals like copper, lead, cadmium, zinc, and nickel. For instance, laccase was successfully utilized in one study to remove copper from aqueous solutions, with removal efficiencies reaching up to 98%. According to another study, the removal efficiency of lead and cadmium during laccase-mediated oxidation was up to 80% and 70%, respectively [12].

### 2.3. Limitations

Although in comparison to conventional techniques, laccase-mediated removal of heavy metals has a number of benefits, however, it also comes with several restrictions that must be addressed [32, 34]. The low stability of laccase enzymes under specific environmental circumstances, such as high temperature and severe pH, is one of the major restrictions [35]. Another drawback is the potential toxicity of laccase enzymes to some environmental bacteria [36].

### 3. Conclusion

Using recombinant bacterial enzyme [laccase] in bioremediation has thus far proven to be a successful method for decontaminating contaminated environments. Heavy metals and hazardous organic compounds are just two of the pollutants that laccase enzymes can break down into less dangerous byproducts. Recombinant laccase enzyme utilization has created new opportunities for improving the enzyme's effectiveness and stability under varied environmental factors.

Recombinant laccase enzyme use in bioremediation has a number of benefits over conventional techniques, including affordability, environmental friendliness, and high efficiency. The limited enzyme stability and probable toxicity of some microbes are just two of the limitations that need to be addressed. Recombinant laccase enzymes have a lot of potential for cleaning up polluted locations, and with further study and development, this technology could become a commonly used method of environmental rehabilitation.

### 3.1. Declaration

**Ethical Approval and Consent to Participate:** Not Applicable

**Consent for publication:** Yes, all authors agreed to publish their manuscripts according to journal publication guidelines.

**Availability of data and materials:** Not Applicable

**Competing interests:** The authors declared no conflict of interest.

**Funding:** This research did not receive any specific grant from funding agencies in the public, commercial, or not-for-profit sectors.

### Authors' contributions:

Dr VC is working on the day of manuscript conceptualization, conceptualization, writing, reviewing, and editing the original draft. KA and AY has also contributed to writing - reviewing & editing the final manuscript VR and SP are contributed through Writing - Review & Editing. PY is contributed through manuscript formatting, revision and communicating to yet with all authors for writing and publications.

**Acknowledgements:** The authors acknowledge the contributions of individuals and institutions that have assisted in the completion of this study.

### 4. References

1. Briffa, J., Sinagra, E., & Blundell, R. (2020). Heavy metal pollution in the environment and their toxicological effects on humans. *Heliyon*, 6(9).
2. Alengebawy, A., Abdelkhalek, S. T., Qureshi, S. R., & Wang, M. Q. (2021). Heavy metals and pesticides toxicity in agricultural soil and plants: Ecological risks and human health implications. *Toxics*, 9(3), 42.
3. Chandra, R., & Chowdhary, P. (2015). Properties of bacterial laccases and their application in bioremediation of industrial wastes. *Environmental Science: Processes & Impacts*, 17(2), 326-342.
4. Dwivedi, U. N., Singh, P., Pandey, V. P., & Kumar, A. (2011). Structure–function relationship among bacterial, fungal and plant laccases. *Journal of Molecular Catalysis B: Enzymatic*, 68(2), 117-128.
5. Brugnari, T., Braga, D. M., dos Santos, C. S. A., Torres, B. H. C., Modkovski, T. A., et al. (2021). Laccases as green and versatile biocatalysts: From lab to enzyme market—An overview. *Bioresources and Bioprocessing*, 8(1), 1-29.
6. Shekher, R., Sehgal, S., Kamthania, M., & Kumar, A. (2011). Laccase: microbial sources, production, purification, and potential biotechnological applications. *Enzyme research*, 2011.
7. Preethi, P. S., Gomathi, A., Srinivasan, R., Pavan Kumar, J. G. S., Murugesan, K., et al. (2020). Laccase: recombinant expression, engineering and its promising applications. *Microbial enzymes: Roles and applications in industries*, 63-85.
8. Yang, J., Zhang, J., Zhu, Z., & Du, G. (2021). The challenges and prospects of *Escherichia coli* as an organic acid production host under acid stress. *Applied Microbiology and Biotechnology*, 1-17.
9. Verma, A., & Shirkot, K. D. P. (2015). Optimization for laccase production by *Pseudomonas putida* LUA15. 1 using response surface methodology. *J. Pure Appl. Microbiol*, 9, 1247-1256.
10. Kumar, A., Singh, A. K., Ahmad, S., & Chandra, R. (2020). Optimization of laccase production by *Bacillus* sp. Strain AKRC01 in Presence of Agro-waste as Effective Substrate using Response Surface Methodology. *Journal of*

- Pure and Applied Microbiology, 14(1), 351–362.
11. Jang, J., Hur, H. G., Sadowsky, M. J., Byappanahalli, M. N., Yan, T., et al. (2017). Environmental Escherichia coli: ecology and public health implications—a review. *Journal of applied microbiology*, 123(3), 570-581.
  12. Enayatizamir, N., Liu, J., Wang, L., Lin, X., & Fu, P. (2020). Coupling Laccase production from *Trametes pubescens* with heavy metal removal for Economic Waste Water Treatment. *Journal of Water Process Engineering*, 37, 101357.
  13. Kuddus, M., Joseph, B., & Ramteke, P. W. (2013). Production of laccase from newly isolated *Pseudomonas putida* and its application in bioremediation of synthetic dyes and industrial effluents. *Biocatalysis and Agricultural Biotechnology*, 2(4), 333-338.
  14. Ahmed, M. A., Shihata, A. M., & Elessawy, A. M. (2020). Optimization, Production, Purification of Laccase Enzyme from *Bacillus* sp. *Journal of New Developments in Chemistry*, 2(4), 35–43.
  15. Allos, M. M., & Hussein, A. A. (2015). Optimum conditions for laccase production by local isolate of *Bacillus Cereus* B5. *Al-Nahrain Journal of Science*, 18(2), 133-140.
  16. Berini, F., Marinelli, F., & Binda, E. (2020). Streptomyces: attractive hosts for recombinant protein production. *Frontiers in Microbiology*, 11, 1958.
  17. Callejón, S., Sendra, R., Ferrer, S., & Pardo, I. (2017). Recombinant laccase from *Pediococcus acidilactici* CECT 5930 with ability to degrade tyramine. *PloS one*, 12(10), e0186019.
  18. Kielkopf, C. L., Bauer, W., & Urbatsch, I. L. (2021). Expression of cloned genes in *E. coli* using IPTG-inducible promoters. *Cold Spring Harbor Protocols*, 2021(2), pdb-prot102137.
  19. Antecka, A., Blatkiewicz, M., Boruta, T., Górak, A., & Ledakowicz, S. (2019). Comparison of downstream processing methods in purification of highly active laccase. *Bioprocess and biosystems engineering*, 42, 1635-1645.
  20. Kesebir, A. Ö., Kılıç, D., Şişecioğlu, M., Adıgüzel, A., & Küfrevioğlu, Ö. İ. (2021). Recombinant laccase production from *Bacillus licheniformis* O12: Characterization and its application for dye decolorization. *Biologia*, 76(11), 3429-3438.
  21. Chauhan, P. S., Goradia, B., & Saxena, A. (2017). Bacterial laccase: recent update on production, properties and industrial applications. *3 Biotech*, 7(5), 323.
  22. Vaithyanathan, V. K., Vaidyanathan, V. K., & Cabana, H. (2022). Laccase-driven transformation of high priority pesticides without redox mediators: towards bioremediation of contaminated wastewaters. *Frontiers in Bioengineering and Biotechnology*, 9, 770435.
  23. Asadgol, Z., Forootanfar, H., Rezaei, S., Mahvi, A. H., & Faramarzi, M. A. (2014). Removal of phenol and bisphenol-A catalyzed by laccase in aqueous solution. *Journal of Environmental Health science and engineering*, 12, 1-5.
  24. Wang, L., Tan, Y., Sun, S., Zhou, L., Wu, G., et al. (2022). Improving Degradation of Polycyclic Aromatic Hydrocarbons by *Bacillus atrophaeus* Laccase Fused with *Vitreoscilla* Hemoglobin and a Novel Strong Promoter Replacement. *Biology*, 11(8), 1129.
  25. Singh, A. K., Bilal, M., Iqbal, H. M., Meyer, A. S., & Raj, A. (2021). Bioremediation of lignin derivatives and phenolics in wastewater with lignin modifying enzymes: Status, opportunities and challenges. *Science of the Total Environment*, 777, 145988.
  26. Nguyen, L. N., van de Merwe, J. P., Hai, F. I., Leusch, F. D., Kang, J., et al. (2016). Laccase-syringaldehyde-mediated degradation of trace organic contaminants in an enzymatic membrane reactor: Removal efficiency and effluent toxicity. *Bioresource technology*, 200, 477-484.
  27. Bhardwaj, P., Kaur, N., Selvaraj, M., Ghramh, H. A., Al-Shehri, B. M., et al. (2022). Laccase-assisted degradation of emerging recalcitrant compounds-A review. *Bioresource Technology*, 128031.
  28. Aziz, G. M., Hussein, S. I., M-Ridha, M. J., Mohammed, S. J., Abed, K. M., e al. (2023). Activity of laccase enzyme extracted from *Malva parviflora* and its potential for degradation of reactive dyes in aqueous solution. *Biocatalysis and Agricultural Biotechnology*, 50, 102671.
  29. Wang, Z., Ren, D., Zhao, Y., Huang, C., Zhang, S., et al. (2021). Remediation and improvement of 2, 4-dichlorophenol contaminated soil by biochar-immobilized laccase. *Environmental Technology*, 42(11), 1679-1692.
  30. Zhao, Y., & Yi, X. (2010). Effects of soil oxygen conditions and soil pH on remediation of DDT-contaminated soil by laccase from white rot fungi. *International journal of environmental research and public health*, 7(4), 1612-1621.
  31. Sukmana, H., Bellahsen, N., Pantoja, F., & Hodur, C. (2021). Adsorption and coagulation in wastewater treatment—Review. *Progress in Agricultural Engineering Sciences*, 17(1), 49-68.
  32. Hussain, A., Madan, S., Madan, R., Hussain, A., Madan, S., et al. (2021). Removal of Heavy Metals from Wastewater by Adsorption. *Heavy Metals - Their Environmental Impacts and Mitigation*.
  33. Torres, E. (2020). Biosorption: A review of the latest advances. *Processes*, 8(12), 1584.
  34. Dai, X., Lv, J., Wei, W., & Guo, S. (2021). Effects of adding laccase to bacterial consortia degrading heavy oil. *Processes*, 9(11), 2025.
  35. Si, J., Wu, Y., Ma, H. F., Cao, Y. J., Sun, Y. F., et al. (2021). Selection of a pH-and temperature-stable laccase from *Ganoderma australe* and its application for bioremediation of textile dyes. *Journal of Environmental Management*, 299, 113619.
  36. Wang, Z., Ren, D., Jiang, S., Yu, H., Cheng, Y., et al. (2021). The study of laccase immobilization optimization and stability improvement on CTAB-KOH modified biochar. *BMC biotechnology*, 21, 1-13.